

AL8010F Thermostat

Quick Start Guide

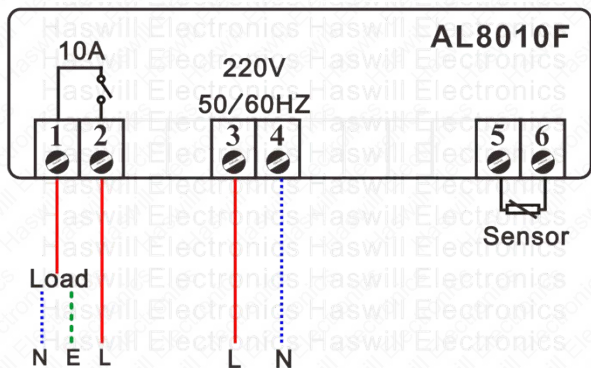
(Version 21.08.02GEN)

AL8010F thermostat owns one 10A output relay to control the power supply status of a heater or a refrigerator, and the set-point temperature ranges from -50 to 120 °C.

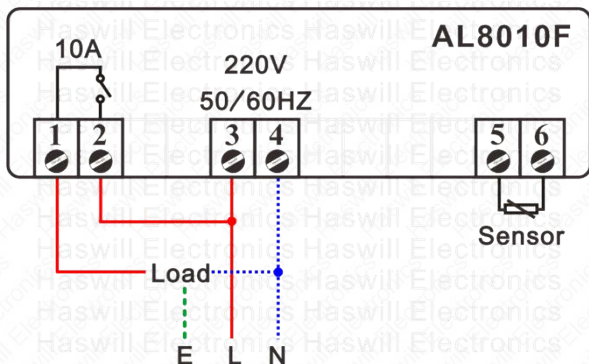
1. **Wiring Diagram**

The input power of **this controller and the load** can be the same or different, hence exist two wiring diagrams; But please keep in mind that the voltage for this controller must same as the diagram shows:

With Different Input Voltage



With Same Input Voltage



2. Function Menu





Code	Description
HC	Refrigeration or Heating Mode
d	Temp Hysteresis / Return Difference
LS	Lower Limit for SP
HS	Upper Limit for SP
CA	Temperature Calibration
PE	Protection Delay Time for the Refrigeration

3. Set the Temperature

The aimed temperature range consists of two parts: “SP – d” as the lower limit, and “SP + d” as the upper limit;

Thus, you need to set both the “SP” and the “d.”

3.1. Set the “SP” value

- 1) Press the  key to see the SP value;
- 2) Press the  or  key to change it;
- 3) Press the  key to save new data.

If you found the “SP” cannot reach your ideal value, you must first change the range limitation (LS & HS).

3.2. Set the “Hysteresis” Value?

Hold the **Set** key for 3s; you will see the code **HC**.

Next, press the direction key to find the “**d**.”

Press the **Set** key to see the current value and press the direction key to change it.

At last, press the **Rst** key to save the new data.

4. Conditions for load work

4.1. if $HC = H$, works if

- Sensor Temp. $\leq SP - d$

4.2. if $HC = C$, reach all below conditions

- The time should be later than the compressor last stops moment + Pt
- Sensor Temperature $\geq SP + d$

5. Restore Factory Defaults

In normal status, hold both the **▲** and **▼** keys for 8s; you will see “**95**” which means success.

This is not a step-by-step user manual;
It just shows the key points.

The new user should read the Full-Content Version User
Manual



Haswill Electronics
[AL8010F Thermostat](#)

Copyright Haswill-Haswell All Rights Reserved